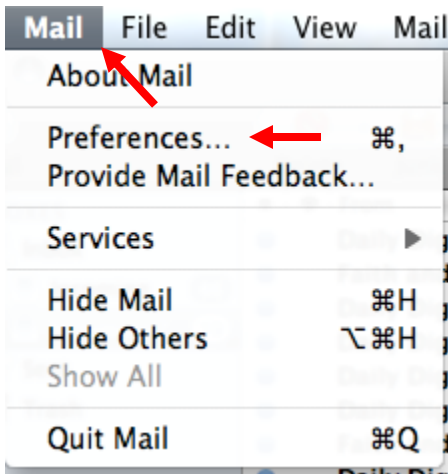
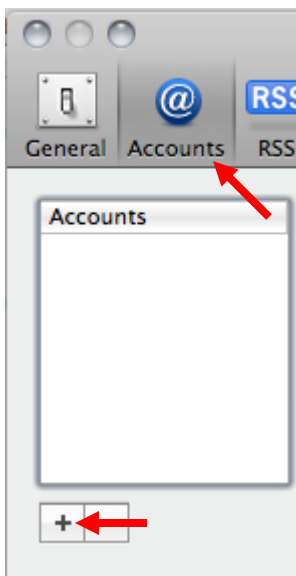


# Apple Mail



Open Mail.  
Open the Mail menu and go to Preferences...



Click the Accounts tab if it's not already selected. Then click the + button at the bottom left corner.

**Add Account**

You'll be guided through the steps to set up an additional account.

To get started, provide the following information:

Full Name:

Email Address:

Password:

Type in your name, your username@mail.giantcomm.net\*, and your password.

*\*Do not enter your correct e-mail address at this time, or Apple mail will not detect the server correctly. We will fix this at a later step.*

Click Continue.

### Incoming Mail Server

Account Type:

Description:

Incoming Mail Server:

User Name:

Password:

Enter the following information:  
Account Type: POP  
Description: mail.giantcomm.net  
Incoming Mail Server: mail.giantcomm.net  
User Name: your e-mail address  
Password: your password

Click Continue

### Outgoing Mail Server

Description:

Outgoing Mail Server:

Use only this server

Use Authentication

User Name:

Password:

Enter the following information:  
Description: mail.giantcomm.net  
Outgoing Mail Server: mail.giantcomm.net  
Check the "Use Authentication" box  
User Name: your e-mail address  
Password: your password

Click Continue.

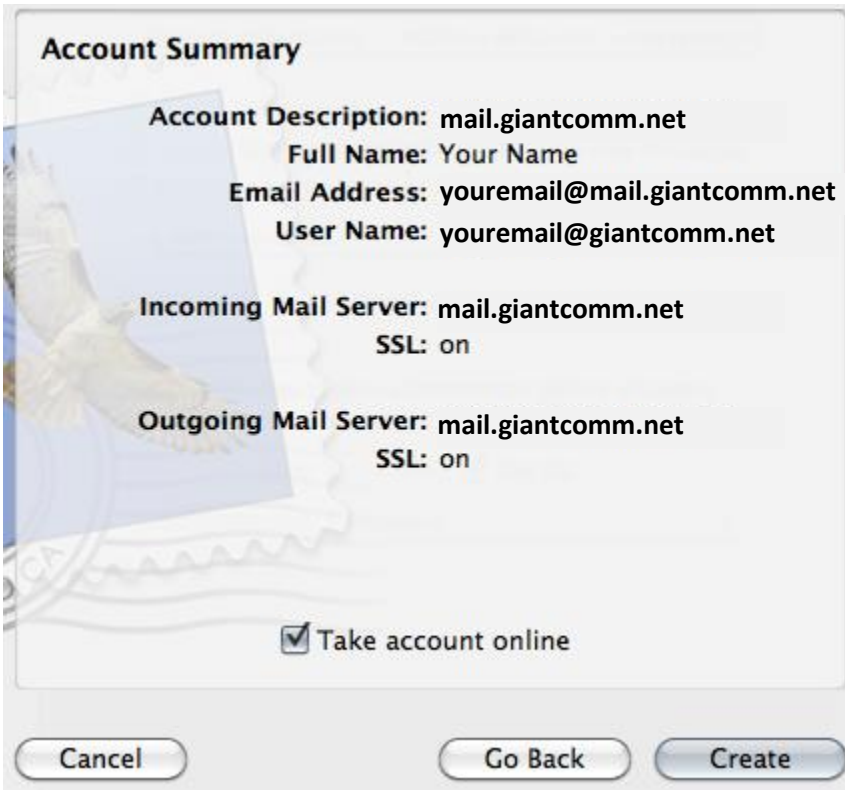
### Outgoing Mail Security

Use Secure Sockets Layer (SSL)

Authentication:

If you are prompted, leave the SSL checkbox checked and click Continue.

Click Create at the Account Summary page.



**Account Summary**

Account Description: mail.giantcomm.net  
Full Name: Your Name  
Email Address: youremail@mail.giantcomm.net  
User Name: youremail@giantcomm.net

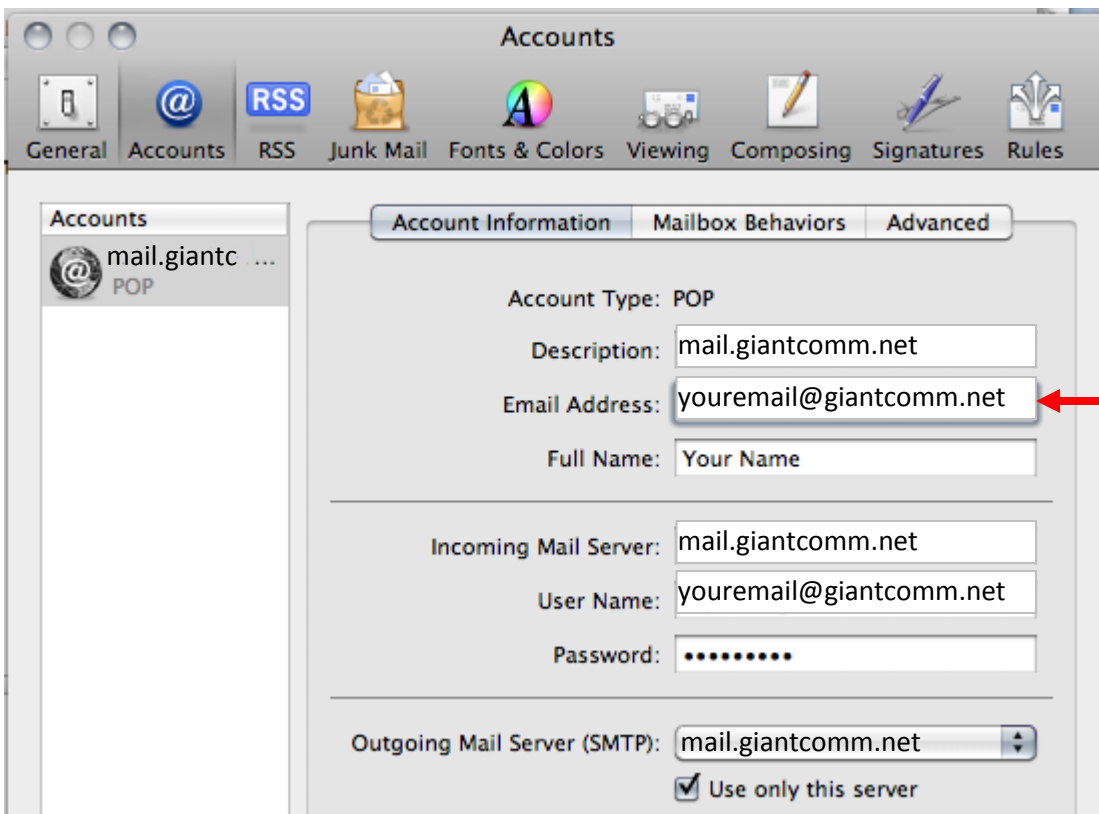
Incoming Mail Server: mail.giantcomm.net  
SSL: on

Outgoing Mail Server: mail.giantcomm.net  
SSL: on

Take account online

Cancel      Go Back      Create

Back at the accounts window, change your e-mail to the correct address. Close the window and save any changes.



Accounts

General   Accounts   RSS   Junk Mail   Fonts & Colors   Viewing   Composing   Signatures   Rules

Accounts

mail.giantc ...  
POP

Account Information   Mailbox Behaviors   Advanced

Account Type: POP

Description: mail.giantcomm.net

Email Address: youremail@giantcomm.net

Full Name: Your Name

Incoming Mail Server: mail.giantcomm.net

User Name: youremail@giantcomm.net

Password: .....

Outgoing Mail Server (SMTP): mail.giantcomm.net

Use only this server